

Scaled data based on original data using
LM-79-08 Approved Method: Electrical and Photometric Measurements of Solid-
State Lighting Products

Test Report Prepared for
Cooper Lighting Solutions
(formerly Eaton)

Brand: STREETWORKS

Report Number: P318451

Luminaire Tested: **GAN-SA7C-750-U-T3**

Issue Date: 3/3/2020

Test Information

Test Method: LM-79-08
Report Number: P318451
TEST IS SCALED FROM IESNA LM-79-08 TEST DATA (G2-1903-205-14)
Test Lab: INNOVATION CENTER
Issue Date: 3/3/2020
Manufacturer: COOPER LIGHTING SOLUTIONS (FORMERLY EATON)
Product Line: STREETWORKS
Catalog Number: GAN-SA7C-750-U-T3
Description: GALLEON AREA AND ROADWAY LUMINAIRE
(7) 70 CRI, 5000K, 1050mA LIGHTSQUARES WITH 16 LEDS EACH AND TYPE III OPTICS
Light Source: -
Ballast/Driver: ELECTRONIC DRIVER

Summary

Lumens per Lamp: N/A
Luminaire Lumens: 50039 lumens
Efficiency: N/A
Efficacy: 128.0 lumens/watt
Luminous Opening: Rectangular (W 2' x L: 1' x H: 0')
IES Classification: Type III - Short
BUG Rating: B4 - U0 - G5

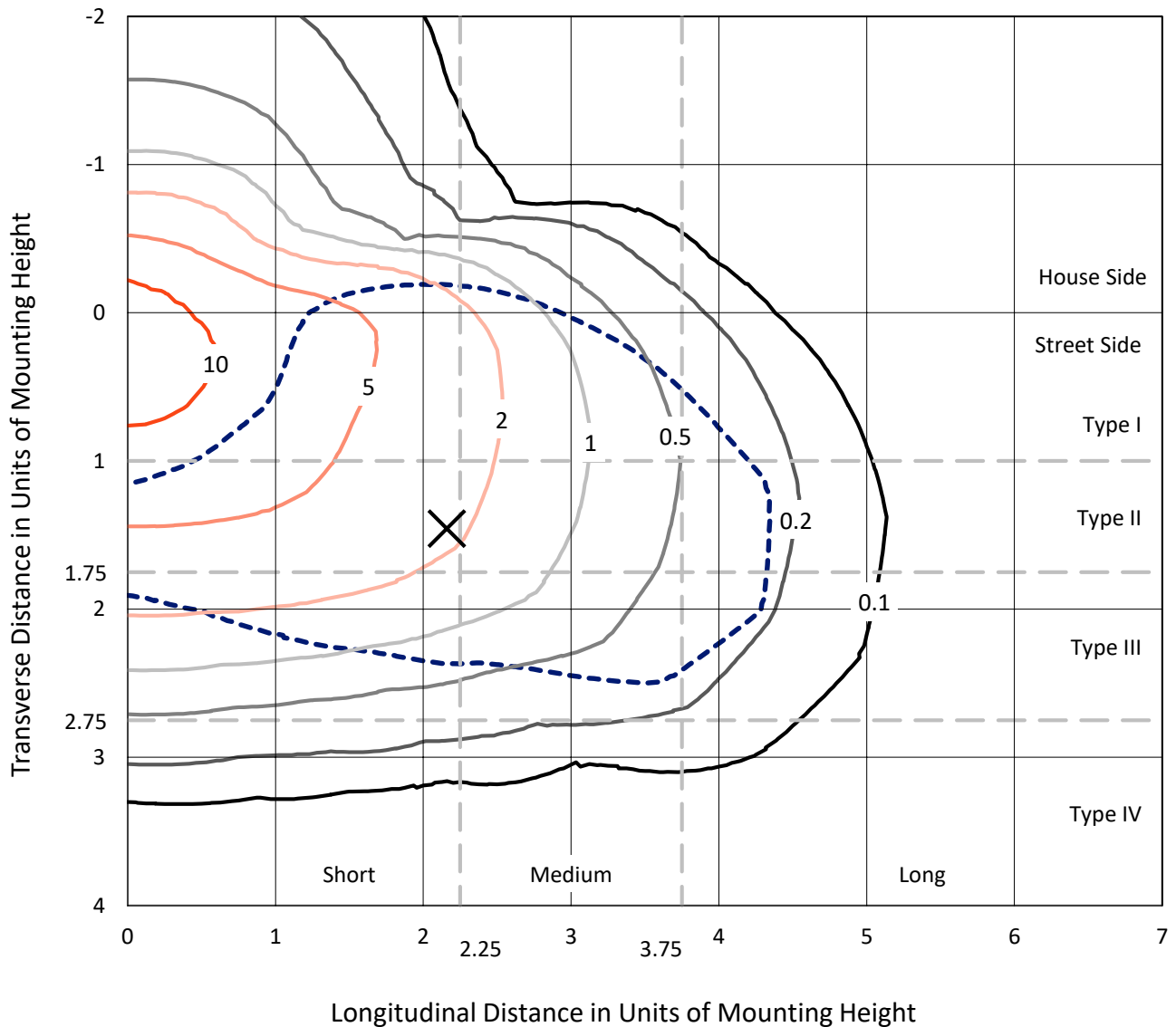
Input Watts (W): 391
Input Voltage (V): NR
Input Current (Ain): NR
Voltage Rise (V): NR
Power Factor: NR
Total Harmonic Distortion (THDi): NR
Frequency (hertz): 60
Stabilization Time: NR
Operation Time: NR
Ambient Temperature (°C): NR
Test Distance: 24 FT



REPORT NUMBER: P318451
 CATALOG NUMBER: GAN-SA7C-750-U-T3

Iso-Footcandle Lines of Horizontal Illumination

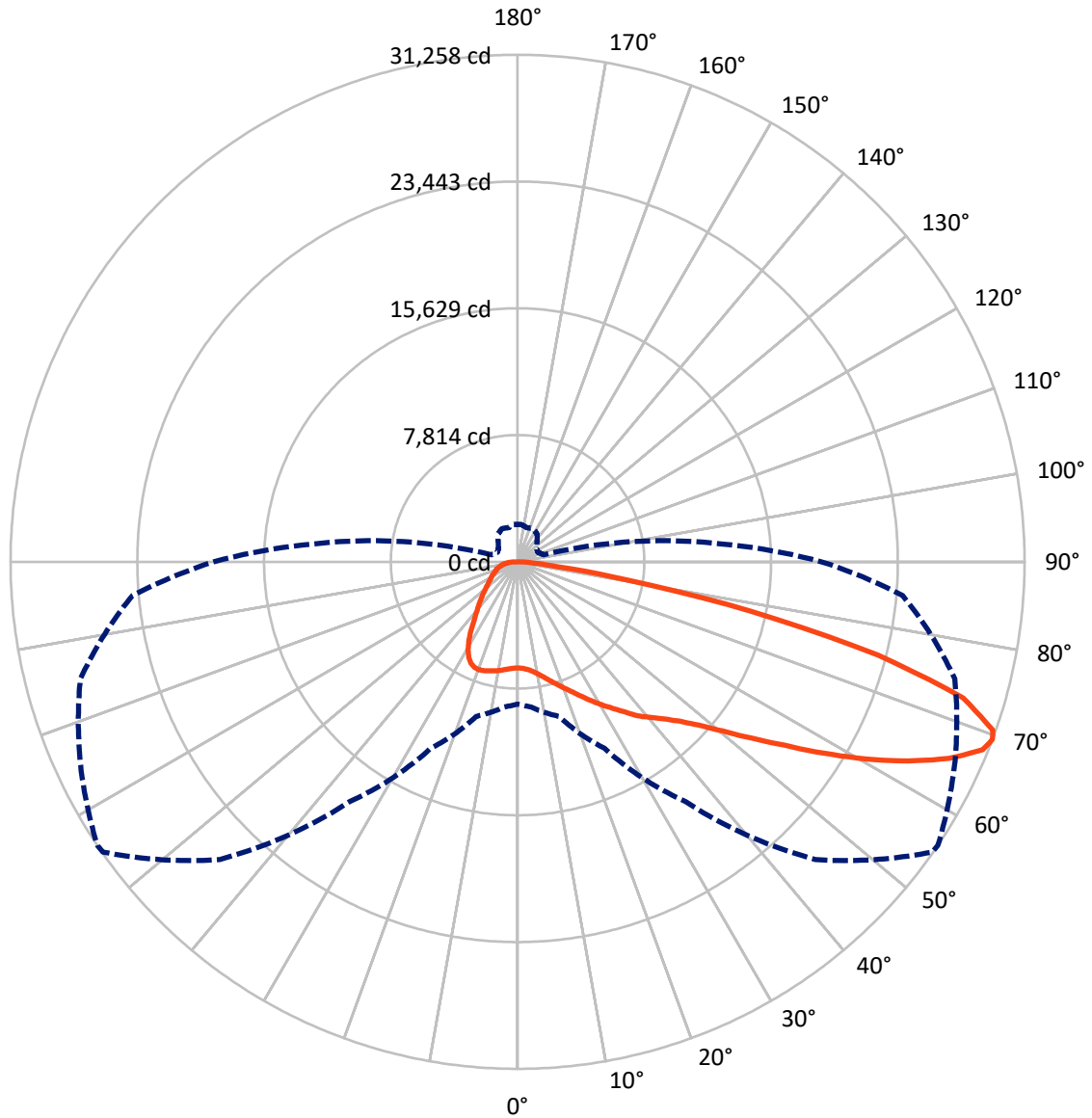
✕ Max cd
 - - - 1/2 Max cd



Based on 25 foot mounting height. Maximum calculated value = 11.4 fc
 Type III - Short - N/A

REPORT NUMBER: P318451
CATALOG NUMBER: GAN-SA7C-750-U-T3

Luminous Intensity Polar Plot



— Vertical Plane Through 56-Deg Lateral - - - Horizontal Cone Through 69-Deg Vertical

REPORT NUMBER: P318451
 CATALOG NUMBER: GAN-SA7C-750-U-T3

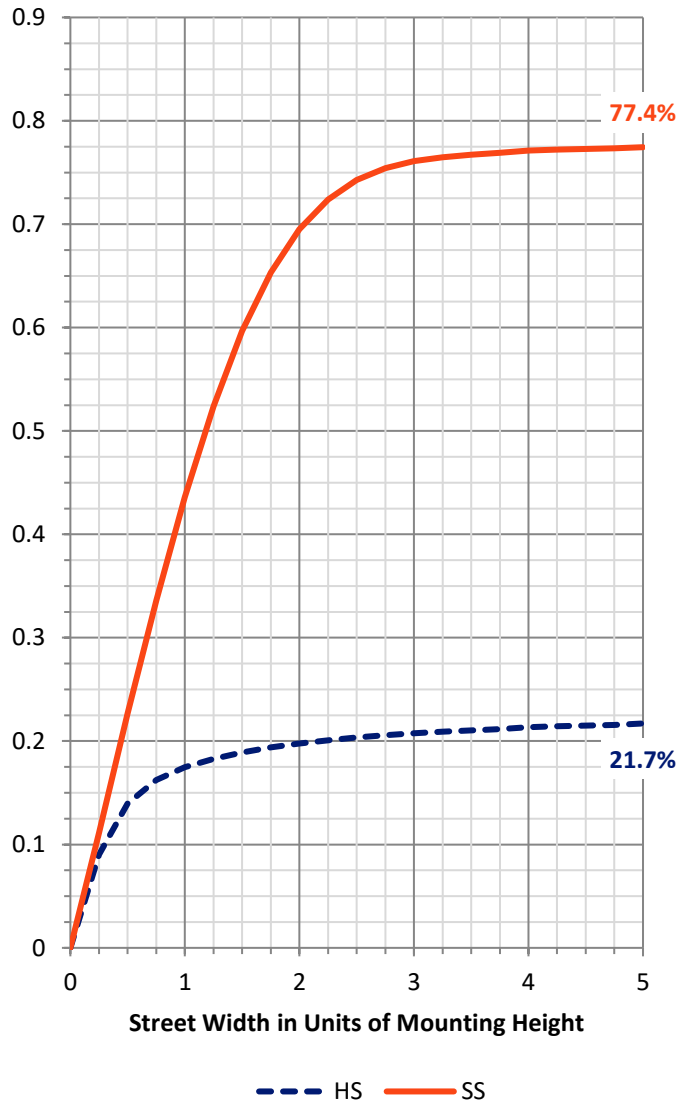
FLUX DISTRIBUTION:

		Downward	Upward	Total
House Side	Lumens	11143.6	0.0	11143.6
	% Fixture	22.3	0.0	22.3
Street Side	Lumens	38895.4	0.0	38895.4
	% Fixture	77.7	0.0	77.7
Total	Lumens	50039.0	0.0	50039.0
	% Fixture	100.0	0.0	100.0

ZONAL LUMENS:

Zone	Lumens	% Fixture
0°-10°	642.5	1.3
10°-20°	2066.1	4.1
20°-30°	3606.6	7.2
30°-40°	5180.7	10.4
40°-50°	7169.8	14.3
50°-60°	10504.8	21.0
60°-70°	12807.3	25.6
70°-80°	7080.7	14.2
80°-90°	980.7	2.0
90°-100°	0.0	0.0
100°-110°	0.0	0.0
110°-120°	0.0	0.0
120°-130°	0.0	0.0
130°-140°	0.0	0.0
140°-150°	0.0	0.0
150°-160°	0.0	0.0
160°-170°	0.0	0.0
170°-180°	0.0	0.0
0°-90°	50039.0	100.0
0°-180°	50039.0	100.0

Coefficient of Utilization



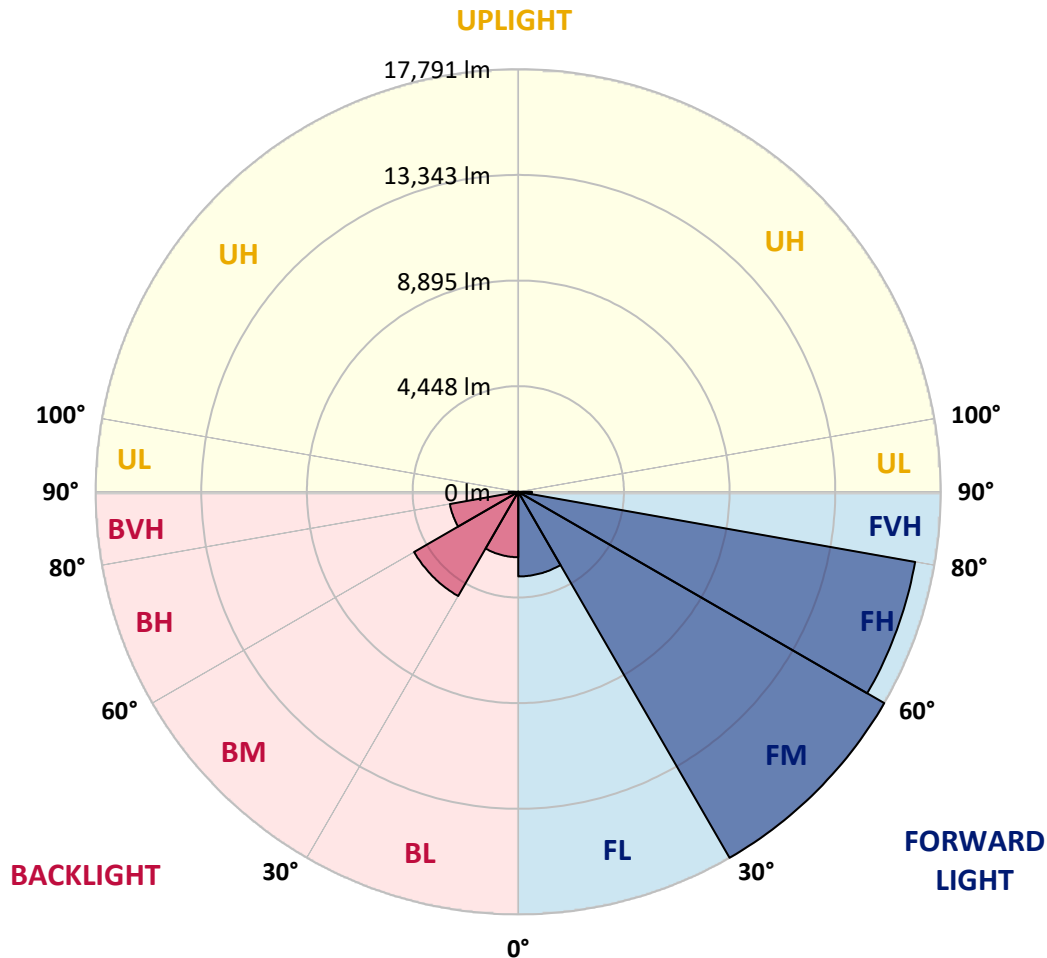
REPORT NUMBER: P318451
 CATALOG NUMBER: GAN-SA7C-750-U-T3

LUMINAIRE CLASSIFICATION SYSTEM LUMEN TABLE AND BUG RATING:

Zone	Lumens	% Fixture	Zone Rating/Lumen Limit		
			B	U	G
FL (0°-30°)	3561.3	7.1			
FM (30°-60°)	17790.7	35.6			
FH (60°-80°)	16965.7	33.9			G5
FVH (80°-90°)	577.6	1.2			G4/750
BL (0°-30°)	2753.8	5.5	B4/5000		
BM (30°-60°)	5064.5	10.1	B4/8500		
BH (60°-80°)	2922.2	5.8	B4/5000		G4/5000
BVH (80°-90°)	403.0	0.8			G3/500
UL (90°-100°)	0.0	0.0		U0/0	
UH (100°-180°)	0.0	0.0		U0/0	

BUG Rating: B4-U0-G5

Type III Short





REPORT NUMBER: P318451

CATALOG NUMBER: GAN-SA7C-750-U-T3

CANDELA DISTRIBUTION (FULL):

	0°	5°	15°	25°	35°	45°	55°	56°	65°	75°	85°
0°	6541.8	6541.8	6541.8	6541.8	6541.8	6541.8	6541.8	6541.8	6541.8	6541.8	6541.8
2.5°	6583.2	6590.1	6584.9	6598.7	6583.2	6593.6	6584.9	6584.9	6579.8	6564.3	6547.0
5°	6686.6	6700.4	6691.8	6705.6	6686.6	6690.1	6674.6	6674.6	6659.1	6626.3	6591.8
7.5°	6848.7	6864.2	6857.3	6871.1	6845.2	6845.2	6824.6	6822.8	6791.8	6738.4	6698.7
10°	7041.7	7062.4	7055.5	7076.2	7055.5	7062.4	7041.7	7041.7	7000.4	6924.5	6874.5
12.5°	7322.7	7348.6	7329.6	7327.9	7319.3	7333.1	7315.8	7312.4	7274.5	7171.0	7102.1
15°	7698.5	7726.1	7686.5	7683.0	7634.7	7629.6	7629.6	7624.4	7600.3	7476.1	7362.4
17.5°	8131.2	8139.8	8105.3	8050.2	7988.1	7948.5	7943.3	7957.1	7957.1	7812.3	7631.3
20°	8555.3	8570.8	8543.2	8481.1	8401.8	8343.2	8301.9	8329.4	8327.7	8155.3	7898.5
22.5°	9017.2	9053.4	9012.1	8932.8	8839.7	8774.2	8701.8	8725.9	8727.6	8515.6	8160.5
25°	9615.4	9582.6	9556.8	9444.7	9312.0	9244.8	9177.5	9201.7	9194.8	8903.5	8431.1
27.5°	10144.6	10151.5	10117.0	9998.1	9844.7	9696.4	9693.0	9708.5	9682.6	9306.8	8686.3
30°	10760.0	10763.4	10715.2	10608.3	10441.1	10249.8	10204.9	10230.8	10175.6	9689.5	8955.2
32.5°	11372.0	11389.2	11335.8	11206.5	11072.0	10839.3	10749.7	10766.9	10629.0	10080.8	9232.7
35°	11908.1	11932.2	11915.0	11828.8	11682.2	11482.3	11375.4	11365.1	11194.4	10560.0	9599.9
37.5°	12454.5	12476.9	12458.0	12385.6	12326.9	12114.9	12058.0	12058.0	11761.5	11049.6	10067.0
40°	13016.5	13050.9	13028.5	12928.5	12878.6	12782.0	12645.8	12613.1	12292.5	11637.4	10829.0
42.5°	13538.8	13583.6	13673.2	13614.6	13512.9	13526.7	13252.6	13235.4	13000.9	12506.2	11785.7
45°	14280.0	14345.5	14497.2	14452.4	14431.7	14355.9	14030.1	14014.5	13924.9	13675.0	12973.4
47.5°	15088.5	15178.1	15452.2	15460.8	15683.2	15540.1	15097.1	15043.7	15064.3	15074.7	14423.1
50°	15833.2	15931.4	16381.3	16593.4	17117.4	17148.4	16439.9	16391.7	16472.7	16710.6	16112.4
52.5°	16427.9	16552.0	17114.0	17769.0	18667.1	18922.2	18093.1	18056.9	18117.2	18527.5	18022.4
55°	16864.0	16998.5	17610.4	18803.3	20237.5	20687.4	19996.2	19961.7	19999.6	20521.9	20099.6
57.5°	16965.7	16998.5	17886.2	19499.7	21563.1	22643.9	22325.0	22256.1	22069.9	22525.0	22392.2
60°	16488.2	16619.2	17658.7	19744.5	22588.8	24572.9	24759.0	24672.8	24150.5	24522.9	24416.0
62.5°	15519.4	15753.9	16808.8	19372.1	22990.4	26148.4	27146.5	27043.1	26143.3	26384.6	25870.9
65°	13937.0	14037.0	15145.4	18087.9	22480.2	27156.8	29275.4	29223.7	28091.2	27713.6	26139.8
67.5°	11106.5	11294.4	12235.6	15403.9	20392.6	27037.9	30921.6	30916.5	29363.3	28206.6	25186.5
69°	8774.2	8969.0	9865.3	12688.9	18044.8	25950.2	31197.5	31257.8	29721.9	27906.7	23824.7
70°	6995.2	7221.0	7836.4	10687.6	15960.7	24516.0	30968.2	31076.8	29652.9	27412.0	22568.1
72.5°	2977.0	3159.7	3597.6	5509.3	9727.4	18306.8	28315.2	28725.5	28055.0	25088.3	18651.6
75°	1299.8	1356.6	1554.9	2246.1	4318.1	9963.6	22181.9	22940.4	23988.5	21206.3	13893.9
77.5°	951.5	975.7	1084.3	1318.7	1937.6	3763.1	14264.5	14705.8	17300.1	15431.5	8522.5
80°	736.1	753.3	837.8	968.8	1265.3	1522.1	6505.6	6884.9	9727.4	7926.1	3549.3
82.5°	586.1	598.2	656.8	713.7	874.0	922.2	2159.9	2396.1	3590.7	2189.2	939.5
85°	544.7	558.5	579.2	520.6	560.2	541.3	934.3	977.4	1084.3	860.2	393.0
87.5°	246.5	291.3	574.0	405.1	298.2	237.9	382.7	399.9	449.9	451.6	174.1
90°	0.0	0.0	0.0	0.0	0.0	0.0	0.0	0.0	0.0	0.0	0.0



REPORT NUMBER: P318451
 CATALOG NUMBER: GAN-SA7C-750-U-T3

CANDELA DISTRIBUTION (continued):

	90°	95°	105°	115°	125°	135°	145°	155°	165°	175°	180°
0°	6541.8	6541.8	6541.8	6541.8	6541.8	6541.8	6541.8	6541.8	6541.8	6541.8	6541.8
2.5°	6557.4	6552.2	6560.8	6540.1	6566.0	6564.3	6555.6	6559.1	6576.3	6574.6	6576.3
5°	6597.0	6593.6	6603.9	6588.4	6619.4	6629.8	6631.5	6647.0	6666.0	6671.1	6671.1
7.5°	6697.0	6697.0	6702.2	6681.5	6702.2	6700.4	6691.8	6707.3	6726.3	6728.0	6726.3
10°	6869.4	6871.1	6862.5	6809.0	6791.8	6745.3	6702.2	6703.9	6728.0	6747.0	6752.2
12.5°	7086.6	7079.7	7041.7	6943.5	6871.1	6776.3	6731.5	6729.7	6753.9	6769.4	6774.6
15°	7334.8	7315.8	7217.6	7057.3	6929.7	6836.6	6764.2	6747.0	6733.2	6716.0	6717.7
17.5°	7569.2	7526.1	7362.4	7140.0	7005.5	6881.4	6741.8	6629.8	6552.2	6507.4	6493.6
20°	7807.1	7722.7	7486.5	7217.6	7046.9	6821.1	6552.2	6324.6	6183.3	6117.8	6105.7
22.5°	8024.3	7888.1	7602.0	7298.6	7014.2	6617.7	6195.4	5864.4	5667.9	5580.0	5586.9
25°	8236.3	8046.7	7722.7	7355.5	6848.7	6259.1	5698.9	5292.1	5064.5	4966.3	4962.8
27.5°	8422.5	8207.0	7853.7	7308.9	6540.1	5748.9	5111.1	4714.6	4525.0	4440.5	4426.7
30°	8636.3	8408.7	8027.8	7131.4	6088.5	5159.4	4537.1	4257.8	4123.3	4038.9	4023.4
32.5°	8896.6	8682.8	8170.8	6809.0	5511.0	4544.0	4088.9	3894.1	3771.7	3676.9	3659.6
35°	9275.8	9044.8	8207.0	6347.1	4876.6	4057.8	3759.6	3559.7	3394.2	3271.8	3259.7
37.5°	9751.6	9498.2	8124.3	5748.9	4261.2	3742.4	3485.5	3239.0	3023.6	2851.2	2823.6
40°	10437.6	10055.0	7895.0	5059.4	3807.9	3499.3	3218.3	2937.4	2670.2	2468.5	2428.8
42.5°	11261.6	10708.3	7543.4	4373.3	3475.2	3252.8	2952.9	2604.7	2349.5	2206.5	2185.8
45°	12309.7	11387.5	7055.5	3773.4	3147.7	3006.3	2666.7	2346.1	2187.5	2082.4	2065.1
47.5°	13506.0	12149.4	6543.6	3285.6	2870.1	2775.3	2437.5	2230.6	2104.8	2022.0	2006.5
50°	14976.4	13009.6	6000.6	2885.7	2590.9	2497.8	2328.9	2166.8	2066.8	2003.1	1987.5
52.5°	16634.7	13980.1	5609.3	2570.2	2359.9	2292.7	2272.0	2132.3	2051.3	2003.1	1987.5
55°	18420.6	14967.8	5186.9	2304.7	2159.9	2178.9	2234.1	2135.8	2080.6	2022.0	1999.6
57.5°	20208.2	15988.3	4716.3	2080.6	2001.3	2094.4	2208.2	2142.7	2096.1	2039.3	2018.6
60°	21621.7	16634.7	3987.2	1892.7	1875.5	2001.3	2146.1	2091.0	2030.6	2032.4	2028.9
62.5°	22281.9	16600.3	3182.1	1725.5	1749.7	1875.5	2046.2	2010.0	1960.0	2027.2	2032.4
65°	21911.3	15772.8	2477.1	1573.8	1615.2	1744.5	1942.7	1970.3	1987.5	2116.8	2134.1
67.5°	20356.4	14162.8	1918.6	1441.1	1492.8	1654.9	1953.1	2146.1	2168.5	2304.7	2303.0
69°	18748.1	12652.7	1666.9	1372.2	1432.5	1677.3	2087.5	2258.2	2173.7	2318.5	2297.8
70°	17400.1	11458.1	1532.5	1325.6	1404.9	1716.9	2177.2	2256.5	2147.9	2272.0	2237.5
72.5°	13400.9	8243.2	1299.8	1239.4	1311.8	1642.8	2203.0	2206.5	2087.5	2111.7	2053.1
75°	9191.3	5209.3	1134.3	1122.2	1170.5	1480.7	2120.3	2108.2	1930.7	1896.2	1847.9
77.5°	5068.0	2646.0	963.6	1010.2	1042.9	1311.8	1927.2	1910.0	1763.5	1691.1	1673.8
80°	1954.8	1158.4	813.6	898.1	918.8	1136.0	1689.3	1673.8	1551.4	1458.3	1432.5
82.5°	737.8	606.8	672.3	777.4	770.5	937.8	1430.8	1422.1	1303.2	1167.0	1125.6
85°	341.3	363.7	532.7	641.3	591.3	694.7	1144.6	1160.1	1015.3	853.3	853.3
87.5°	144.8	203.4	377.5	484.4	398.2	468.9	839.5	801.6	736.1	510.2	479.2
90°	0.0	0.0	0.0	0.0	0.0	0.0	0.0	0.0	0.0	0.0	0.0

(END OF REPORT)